

# NARRATIVE WRITING VOL.1

**Scholarly** 

Steve Xu  
Scholarly Publishing



# **NARRATIVE WRITING VOL.1**

Scholarly

Steve Xu  
Scholarly Publishing



# SCHOLARLY

EMPOWERING THE FUTURE

*Steve Lu*

JOIN THE WAITLIST FOR OUR  
FREE DIAGNOSTIC TEST

**SCAN ME**



JOIN OUR FREE FACEBOOK  
GROUP

**SCAN ME**





# EDITOR'S NOTE



## Editor's Note

My name is Steve and I set out on a mission to truly empower kids in their educational endeavours. Having been through all the rigorous tests myself and in the education industry for over a decade I have come to understand the fundamental factors required for students to excel in their education.

I know you will find this book valuable and if you would like to speak to my team and I reach out to us here:

<https://scholarlytraining.com/>

Regards, Steve





# TABLE OF CONTENTS

III

## **Unit 1 - Narrative Writing**

- 1.1 What is Narrative Writing
- 1.2 Characteristics of Narrative Writing

VII

## **Unit 2 - Narrative Essay**

- 2.1 What is a Narrative Essay
- 2.2 Structure of a Narrative Text
- 2.3 Structure of a Narrative Essay
- 2.4 Purpose

XII

## **Unit 3 - Narrative Language and Techniques**

- 3.1 Narrative Languages
- 3.2 Narrative Techniques

XVIII

## **Unit 4 - How to write a Narrative Text**

- 4.1 Writing a Narrative Text

# 1

## Unit 1 Narrative Writing

### NARRATIVE WRITING

#### 1.1 What is Narrative Writing

Narrative writing is, at its core, story writing. A narrative can be fiction or nonfiction, or it might be a semi-autobiographical story, historical fiction, or a dramatic recounting of true events. Narrative writing is defined as any composition that tells a tale using a narrative structure. Narrative writing can hold the reader's attention and assist them in visualizing a genuine experience from the words.

#### 1.2 Characteristics of Narrative Writing

There are six major components when it comes to writing a Narrative essay and these are the characters, plot, narrative structure, setting, conflict, and theme.

##### Characters



Image 1.2.1

Characters are crucial. Without them, a story would be very difficult to convey because one of the strongest aspects of narrative writing is character development. Consider your characters to be the story's protagonists. Sometimes the chosen character is unreliable, which causes gaps in the plot.

Nearly every story requires a protagonist among characters. The character whose tale is being recounted as they strive to accomplish a goal or overcome a struggle is the protagonist, sometimes referred to as the main character. The antagonist is a character that appears in almost every story. The antagonist is just the person or thing that the protagonist must face in order to overcome hurdles; they are not necessarily the "bad guy." The antagonist can be a person, a natural force, the protagonist's society, or even a characteristic of the protagonist's personality in many stories.

## Plot



Image 1.2.2

This is the central theme of your narrative. What's going on as we get there and where is it all going? Any struggle can frequently be a part of this, but it typically makes up a larger section of your story and the narrative as a whole. The events that take place in your narrative are referred to as the plot. A storyline might be straightforward, consisting of simply one or two events, or it can be intricate and multilayered.

## Narrative Structure

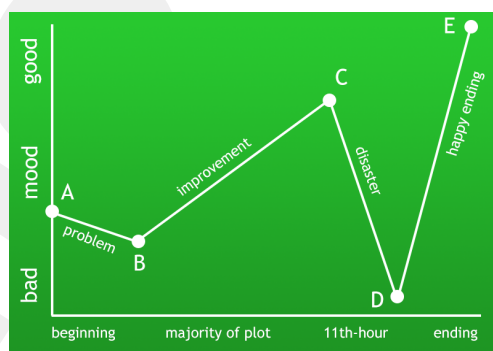


Image 1.2.3

Even nonlinear narratives have some sort of structure to them. This is how the main character pursues their objective or responds to a challenge. No matter how you arrange your story, there are three main sections:

# NARRATIVE WRITING

## The Beginning

The reader and your writing meet at this point. It's important to get their attention right away.

## The Middle

The middle of your story or essay is where the action happens. This is where your protagonist faces one or more conflicts and reaches the climax, the point where the narrative pivots to the falling action after the protagonist either meets or fails to meet their goal.

## The End

After the narrative's climax, the conclusion ties up any unfinished business, satisfies any unanswered questions, and prepares the protagonist for life after the events of the story.

## Setting



Image 1.2.4

In reality, a story's environment defines both its genre and learning curve. The learning curve is the amount of information readers must acquire about the world, or how dissimilar it is from our own. The setting significantly contributes to this since if your novel is situated in a new planet, more worldbuilding is required, which means it will strongly influence your story.

## Conflict



Image 1.2.5

The tension in a narrative is created in this section. Conflict of any kind, whether it be between characters, between components of your environment, or even inside your storyline, is crucial for narrative storytelling and not only for good books.

The action occurs in the midst of your tale or essay. Here, your protagonist encounters one or more challenges and reaches the story's climax, which occurs when the protagonist either succeeds or fails in achieving their goal and the narrative shifts focus to the descending action.

### Theme



Image 1.2.6

Even if you don't intend to, these are already incorporated into your story. With any story, there are lessons to be learned, and they turn into the themes of your narrative writing. Whether you intend it or not, your work in the narrative writing reflects your personal worldview and core values.

#### Summary

- Narrative writing is defined as any composition that tells a tale using a narrative structure.
- There are six components or characteristics in narrative writing: characters, plot, narrative structure, setting, conflict, and theme.



# 2

## Unit 2 Narrative Essay

### NARRATIVE ESSAY

#### 2.1 What is a Narrative Essay



Image 2.1.1

In a narrative essay, a tale is told. Typically, this is a tale of a personal encounter you experienced. Contrary to most academic writing, this form of essay and the descriptive essay allow you to express yourself creatively and personally. Often, a story and narrative writing are used interchangeably. And this is really different from other kinds of writing, like what you see in textbooks and some nonfiction works. Writing a story, however, falls under the category of narrative writing because the narrator is narrating the story.

Writing an engaging and imaginative narrative that adheres to a predetermined narrative structure is tested in narrative writing. They are frequently given in high school or in university composition programmes. These strategies might be applied while composing a personal statement for an application.

## 2.2 Structure of a Narrative Text

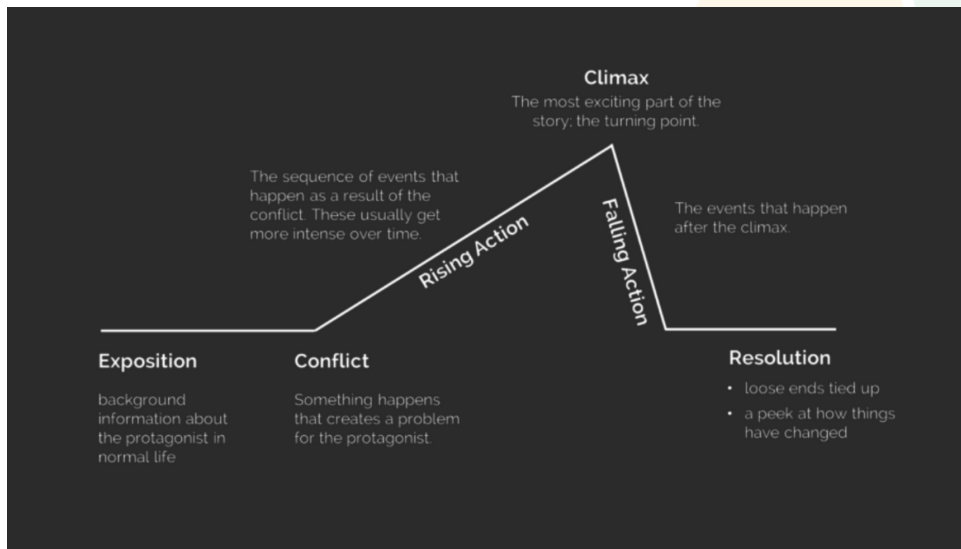


Image 2.2.1

### Exposition

It introduces your story and gives background information on the major characters and the scene.

### Conflict

The main issue or challenge that the protagonist faces throughout the story and must resolve or get past by the book's finish. The theme of the story is determined by how the protagonist handles the plot's dilemma.

### Rising Action

It's the point at which conflict emerges, a catalyst for tension and a clue to the reader as to what your story is about.

### Climax

The protagonist is forced to face the truth or make a choice, etc., and it is the most stressful part of your story.

### Falling Action

The decision's result is the moment when a disagreement is resolved.

### Resolution

Your story's epilogue should include a lesson or point of view you wished to make.

## 2.3 Structure of a Narrative Essay

A narrative essay must be formatted in accordance with academic writing standards. Use the conventional 5-paragraph essay format for this:

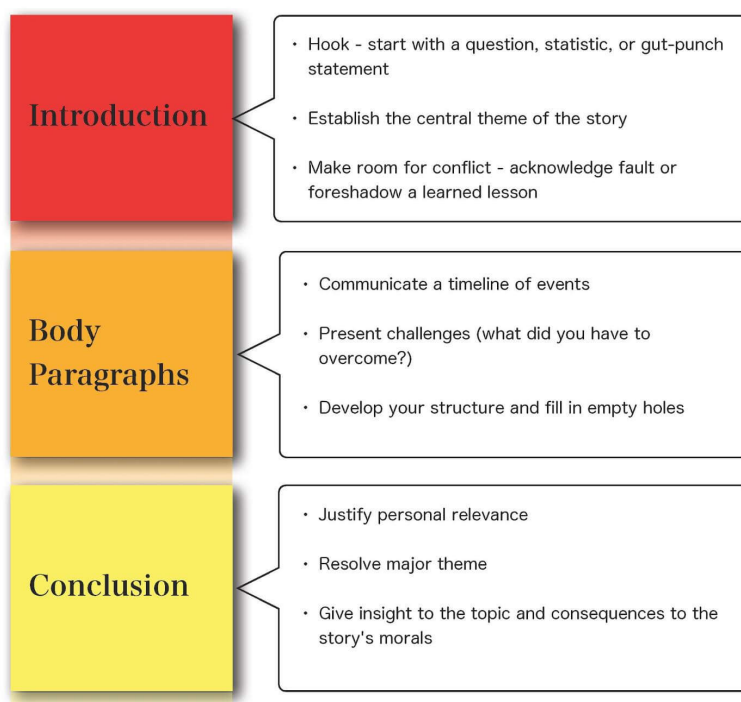


Image 2.3.1

### Introduction

The introduction is your opening. As it is the first impression on your essay, it uses a hook to draw readers into your writing. The introduction also sets the scene and informs readers about what is going on. However, it should not yet tell the entire story; instead, it should provide a glimpse into it; don't give it all away and keep your readers interested.

### Body (3-paragraph essay)

The most important part of your paper is the main body. This is the section in which you tell the story, share facts and details, and guide readers through the plot.

### Conclusion

You are expected to make some final comments about your story in the conclusion section. This is where you can restate some of the main points and ideas from the body. Furthermore, you should emphasize the lessons you've learned from a specific situation and leave readers with something to think about.



## 2.4 Purpose

The goal provides a "Why?" question. What is the purpose of your essay? What is the major point you wish to make? The thesis statement is typically the "bearer" of this objective in writings. A thesis, however, typically acts as a bridge between your introduction and the paragraph that follows it in narrative essays. Keep in mind that you will only demonstrate this goal at the finish of your narrative.

### Teach a Moral Lesson

Your narrative can serve as the foundation for your essay's important lesson, which you can then use to conclude your writing.

Example:

"And that day, I finally understood that friendship was far more important than all the money in the world."

### Make a prediction

Another strategy for concluding a narrative essay is to forecast possible outcomes based on the events that you have just recounted.

Example:

"I just wish that someday I will be able to do the same for someone going through a similar crisis."

### Narrative Structure

A revelation describes how the main character was affected by the events and how they altered or taught them.

Example:

"Since that fateful day, my sister and I visit the memorial every month to honor the selfless act that saved our lives."

#### Summary

- Narrative essays are usually narrative texts from personal experience
- In a narrative text, there are six main points in its structure: exposition, conflict, rising action, climax, falling action, and resolution.
- In a narrative essay, there are three main point in its structure: introduction, body, and conclusion

# 3

## Unit 3

# Narrative Languages and Techniques

## LANGUAGE & TECHNIQUE

### 3.1 Narrative Language

#### Descriptive Language

Descriptive language is used to make the reader feel as if they are a part of the scene or event being described. Description is useful because it helps readers engage with the world of the story, often eliciting an emotional response.

However, when using descriptive language, avoid using the same word in every sentence, bear in mind synonyms, and know when enough is enough when adding modifiers (adjectives and adverbs) to describe the events.

Descriptive language allows the reader to taste the idea. Descriptive sentence should include taste, high-impact emotion, object, verb.

#### Example:

"The mouth-watering juicy fillets in the in the grilled Whopper absolutely melt in your mouth on first bite."



#### Sensory Language

Most writing uses imagery to some extent. One reason why fiction authors provide a lot of specific concrete information is to give the reader the satisfaction of making their own judgments and deductions based on visual cues. To conjure up images, authors don't always have to rely on physical descriptions of objects.

It brings a passage or scene to life to describe how something tastes, smells, sounds, or feels rather than merely how it looks. The reader is given as much information as possible and is helped to develop a more vivid mental image of what is happening by the use of sensory language.

### Vivid Visuals (Sight)



This is what you can see, complete with visual descriptions. Visual imagery includes physical attributes such as color, size, shape, lightness and darkness, shadows, and shade.

#### **Example:**

"Michael couldn't take his eyes off Cleopatra's dazzling diamond necklace."

### Surround Sound (Hearing)




This is the way it sounds. Alliteration and onomatopoeia are two literary techniques that can be used to add sound to written work.

#### **Example:**

"Harry stopped in his tracks as he heard the wolf's bellowed howl emanating through the forest."

### Titillating Touch (Touch)



This comprises textures and the many feelings a person feels while touching something. It includes textures and the various sensations that a person feels when they touch something.

Example:

"Bella picked up her old teddy bear, it was still as soft and cuddly as the first time her father gifted it to her."

Tantalising Taste (Taste)



The five basic tastes—sweet, salty, bitter, sour, and umami—as well as the bodily feelings connected to eating can be included in this.

Example:

"The mouth-watering juicy fillets in the in the grilled Whopper absolutely melt in your mouth on first bite."

Smelly Smell (Smell)



Scent is one of the most direct triggers of memory and emotion. And because taste and smell are so inextricably linked, the same words are sometimes used to describe both.

Example:

"Bella detected a distinct vanilla musk and earthy note, Steve had been here."

## 3.2 Narrative Techniques

In literature, a narrative technique is the way a writer conveys what they want to say to their reader and the methods they use to say it as they develop a story.

Narrative techniques are the methods used by writers to add artistic and emotional effects to their stories. Although the term "story" is used loosely in everyday speech to refer to narrative, it is simply a sequence of events in time. A story does not become a "narrative" until a writer decides how to present it in language.

### Flashback

A flashback practically shoves the reader into a previously unknown past, showing them events that occurred within that past and have an impact on the incidents or characters in the story timeline's present day.



Image 3.2.1

### Setting

A setting can also be used to influence a character's decision-making process, making it an active component of the story's conflict. Consider gothic novels, which sometimes describe gloomy castles and characters with a gloomy personality.



Image 3.2.2



### Imagery

All of the visuals in a scene are created using imagery. This technique can assist a reader in comprehending the various elements of a scene, allowing them to comprehend a physical environment.



Image 3.2.3

### Point of View

Writers typically select a viewpoint that best conveys the information they want readers to know versus what they want to keep hidden. There three main types of perspectives:

#### First Person

This refers to the I/We perspective.



#### Second Person

This refers to the You/Your perspective.



#### Third Person

This refers to the He/She/It/They perspective.



### Personification

Animals are frequently personified by writers by bestowing human characteristics on them, allowing them to have human motivations and language abilities. Many fable and fairy tale writers use animal personification to give their stories a fantastical style and tone.



Image 3.2.4

### Metaphor

Metaphors are a type of figurative language in which something is described by referring to something else. When writing a metaphor, you typically describe one emotion, object, or concept as another in order to establish a connection and add imagery.



Image 3.2.5

### Simile

Similes are another type of figurative language in which direct comparisons are made between objects or concepts. You can usually tell the difference between a similar and a metaphor by whether it uses the words like or as to describe a comparison.

**"Tall as a mountain."**

Image 3.2.6

**Hyperbole**

Hyperbole is a style technique that uses exaggeration to convey information. Writers frequently use hyperbole to emphasize these statements to readers, providing them with more information about a situation or its emotional significance.



Image 3.2.7

**Allegory**

An allegory is a story that represents a larger idea or event from a real-life society. Writers may use allegory to share their perspective on a larger idea or event without directly stating their opinion.




Image 3.2.8

**Summary.**

- Narrative languages are what is used to immerse the readers with the story and allow them to have a glimpse of a character's perspective.
- Narrative techniques are what writers use to deliver the narrative creatively. It opens various ways that tells a reader how a character perceives things, as well as to convey the story better.



# Unit 4

## How to write a Narrative Text

# 4

## HOW TO WRITE

### 4.1 Writing a Narrative Text

#### Use of Language

Proper usage of descriptive and sensory language can be impactful. When adding modifiers (adjectives and adverbs) to describe the events, keep in mind synonyms, avoid using the same word in every phrase. In addition, use sensory words that are potent and aids readers in smelling, seeing, hearing, feeling, or tasting the events of your narrative essay.

#### Organising Events

Organizing you events allows readers to easily be able to understand the shape that a narrative story takes as well as the salient characteristics of this kind of writing. For an instance, writing it in chronological order.

#### Elaborating Main Events

Every narrative features a single key primary event that drives the plot forward. It has to be expanded to represent its significance in the plot. For an instance, this key event must be told using a combination of action, description, conversation, ideas, and feelings.

#### Using Powerful Words

Your choice of words play an important role in any form of writing. Using the right ones can leave an impact or an impression on your readers. Hence, don't use the passive voice or weak adverbs. Instead, write in active voice and use stronger noun or verb to better convey your points.

#### Mix Sentences

To improve rhythm, mix short and long, basic and complicated sentences in your narrative essay. It affects readability and makes it simpler for the reader to comprehend your ideas and become emotionally invested in your story.



Want free materials and guidance?

Scan the code below:



