




Parents' Guide to **PSLE** Maths

Proven Study Plans, Checklists & Common Pitfalls

Your comprehensive roadmap to supporting your child through
Singapore's most important primary school examination

 Study Plans

 Checklists

 Common Pitfalls

 Emotional Support

Based on insights from experienced Singapore educators and proven methodologies
for PSLE success

Table of Contents

Foundation & Planning

- > Chapter 1: Understanding PSLE Maths
- > Chapter 2: Creating Your Study Plan
- > Chapter 3: Setting Up for Success

Implementation & Support

- > Chapter 4: Subject-Specific Strategies
- > Chapter 5: Common Pitfalls to Avoid
- > Chapter 6: Emotional & Psychological Support

Collaboration & Communication

- > Chapter 7: Working with Teachers & Tutors
- > Chapter 8: Time Management Mastery

Final Preparation

- > Chapter 9: The Final Months
- > Chapter 10: Exam Day & Beyond
- > Resources & Checklists

01

Understanding PSLE Maths

Building the foundation for effective support

The PSLE Mathematics Framework

Achievement Levels (AL)

AL1 - AL2

Excellent performance

Paper Structure

Paper 1 (1 hour)

Booklet A: 15 MCQ (20 marks)

Booklet B: 15 Short Answer (25 marks)

AL3 - AL4

Good performance

AL5 - AL6

Satisfactory performance

AL7 - AL8

Needs improvement

Paper 2 (1 hour 40 minutes)

Section A: 12 Short Answer (40 marks)

Section B: 6 Problem Solving (15 marks)

Key Topic Areas

Number & Algebra

- Whole Numbers
- Fractions
- Decimals
- Percentages
- Ratio
- Rate & Speed
- Algebra

Measurement & Geometry

- Area & Perimeter
- Volume
- Angles
- Circles
- 2D/3D Shapes
- Nets

Statistics

- Average
- Data Analysis
- Pie Charts
- Bar Graphs
- Line Graphs
- Tables

Parent Insight

Understanding the PSLE framework helps you set realistic expectations and provide targeted support. Remember, the journey is as important as the destination.

Key Takeaway:

Focus on building strong foundations rather than chasing perfect scores. A solid understanding of concepts will serve your child well beyond PSLE.

02

Creating Your Study Plan

Strategic planning for PSLE success

Daily Study Schedule Template

School Days Schedule

3:00 PM - 4:00 PM English (1 hour)

4:00 PM - 4:15 PM Break

4:15 PM - 5:15 PM Mother Tongue (1 hour)

5:15 PM - 5:30 PM Break

5:30 PM - 7:00 PM Mathematics (1.5 hours)

7:00 PM - 8:00 PM Dinner & Rest

8:00 PM - 9:30 PM Science (1.5 hours)

9:45 PM - 10:30 PM Revision (45 minutes)

Weekend Schedule

9:00 AM - 10:30 AM Weak Areas Focus

10:30 AM - 10:45 AM Break

10:45 AM - 12:15 PM Practice Papers

12:15 PM - 1:15 PM Lunch

1:15 PM - 2:45 PM Concept Review

3:00 PM onwards Free Time & Family

Monthly Planning Roadmap

Jan

Foundation Building

- ✓ Establish daily study routine
- ✓ Assess current strengths and weaknesses
- ✓ Set realistic academic goals
- ✓ Create study environment at home

Mar

Skill Enhancement

- ✓ Focus on problem-solving techniques
- ✓ Increase essay writing practice
- ✓ Address identified weak areas
- ✓ Begin mock examination practice

Intensive Revision

- ✓ Complete regular mock exams
- ✓ Create summary notes and flashcards
- ✓ Time management practice
- ✓ Monitor progress and adjust plan

Aug

Final Preparation

- ✓ Final concept consolidation
- ✓ Confidence building activities
- ✓ Exam strategy refinement
- ✓ Maintain balanced lifestyle

⚠ Study Plan Adjustments

Remember to be flexible!

- Monitor your child's progress weekly
- Adjust time allocation based on performance
- Include buffer time for unexpected challenges
- Maintain balance between study and well-being

03

Setting Up for Success

Creating the optimal learning environment

Home Study Environment Checklist

Physical Setup

- ☐ Dedicated study desk and chair
- ☐ Good lighting (natural + desk lamp)
- ☐ Minimal distractions
- ☐ Proper ventilation
- ☐ Organised storage for materials

Study Materials

- ☐ PSLE past year papers
- ☐ Assessment books
- ☐ School textbooks and notes
- ☐ Stationery supplies
- ☐ Timer for practice sessions

Daily Routine Establishment

Morning Routine



6:00 AM

Wake up



6:30 AM

Breakfast



7:30 AM

School

Evening Routine



3:00 PM

Study Time



7:00 PM

Dinner



9:30 PM

Free Time







10:30 PM





Sleep

Digital Management Tips

Device-Free Study Time

-  Keep phones in another room
-  Use parental controls on computers
-  Set specific times for device use
-  Block distracting websites during study hours

Productive Technology Use

-  Educational apps and calculators
-  Online tutorial videos
-  Digital practice papers
-  Progress tracking apps

Subject-Specific Strategies

Targeted support for PSLE Mathematics





Mathematics Support Strategy

Building Strong Foundations

Key Concepts to Master

- Four operations with whole numbers
- Fraction operations and conversions
- Decimal calculations
- Percentage applications
- Ratio and proportion

Daily Practice Routine

-  15 minutes mental calculations
-  30 minutes concept review
-  45 minutes problem solving
-  15 minutes error analysis

Problem-Solving Heuristics

Visual Methods

- Bar modeling
- Drawing diagrams
- Making tables

Logical Methods

- Working backwards
- Guess and check
- Looking for patterns

Systematic Methods

- Making systematic lists
- Before-after concepts
- Units and parts

How Parents Can Help



Ask Guiding Questions

Instead of giving answers, ask "What do you think the first step should be?" or "What information do we know?"



Encourage Visualization

Help your child draw pictures, diagrams, or use physical objects to understand problems better.



Practice Error Analysis

When mistakes occur, work together to identify where the error happened and why.

Weekly Mathematics Support Schedule

Mon	Tue	Wed	Thu	Fri	Sat	Sun
Number & Algebra Focus	Geometry & Measurement	Problem Solving Practice	Statistics & Data	Mixed Review	Mock Papers	Error Analysis & Weak Areas

Mathematics Red Flags to Watch For

Warning Signs

- ✗ Persistent calculation errors
- ✗ Difficulty understanding word problems
- ✗ Confusion with basic concepts
- ✗ Avoiding mathematics homework
- ✗ Extreme anxiety about math tests

Immediate Actions

- ✓ Review foundational concepts
- ✓ Consult with mathematics teacher
- ✓ Consider additional support
- ✓ Break down complex problems
- ✓ Build confidence gradually

05

Common Pitfalls to Avoid

Learning from others' mistakes

Top 10 Student Mistakes in PSLE Maths

1. Calculation Errors

Simple arithmetic mistakes that cost valuable marks

Prevention:
Encourage double-checking and estimation

2. Misreading Questions

Not understanding what the question asks for

Prevention:
Teach systematic question analysis

3. Formula Confusion

Mixing up area and perimeter formulas

Prevention:
Focus on conceptual understanding

4. Poor Time Management

Spending too long on difficult questions

Prevention:
Practice with timed exercises

5. Unit Conversion Errors

Forgetting to convert units properly

Prevention:
Create unit conversion reference sheet

6. Incomplete Solutions

Not showing sufficient working steps

Prevention:
Emphasise clear working presentation



Common Parent Mistakes



Focusing Only on Grades

Putting excessive pressure on achieving perfect scores rather than understanding concepts.

Better Approach:
Celebrate effort and improvement, not just results.

Over-Scheduling

Filling every moment with study activities without adequate rest or play time.

Better Approach:



Comparing with Others

Constantly comparing your child's progress with siblings or classmates.

Better Approach:

Focus on your child's individual progress and strengths.



Ignoring Emotional Well-being

Dismissing signs of stress or anxiety as "normal exam pressure."

Better Approach:

Monitor your child's emotional state and provide support when needed.



Prevention Strategy Checklist

Academic Support

- ☐ Regular progress monitoring
- ☐ Error analysis sessions
- ☐ Concept reinforcement
- ☐ Mock exam practice

Emotional Support

- ☐ Open communication
- ☐ Stress monitoring
- ☐ Balanced lifestyle
- ☐ Positive reinforcement

♥ Recognising Stress Signals



Emotional Signs

- Increased irritability
- Mood swings
- Excessive worry
- Loss of interest
- Feeling overwhelmed



Physical Signs

- Sleep disturbances
- Appetite changes
- Headaches
- Stomach aches
- Fatigue



Behavioural Signs

- Avoidance of studies
- Social withdrawal
- Procrastination
- Restlessness
- Perfectionist tendencies



Building Emotional Resilience

Communication Strategies

Active Listening

- ✓ Give full attention when your child speaks
- ✓ Reflect back what you hear
- ✓ Ask open-ended questions
- ✓ Validate their feelings

Encouraging Expression

- ✓ Create safe spaces for sharing
- ✓ Share your own experiences
- ✓ Use feeling words
- ✓ Regular check-ins

Stress Management Techniques



Deep Breathing

4-7-8 breathing technique



Mindfulness

5-minute meditation



Physical Activity

Daily exercise routine



Relaxation

Music and hobbies



Building Confidence & Motivation

Positive Reinforcement Strategies

Effort-Based Praise

Instead of:

"You're so smart!"

Say:

"I can see how hard you worked on this problem!"

Progress Recognition

- Celebrate small improvements
- Keep a progress journal
- Display achievements
- Share successes with family

Goal Setting Framework



SMART Goals

Specific, Measurable, Achievable, Relevant, Time-bound



Step by Step

Break large goals into smaller milestones



Track Progress

Regular review and adjustment



Daily Emotional Support Checklist

Morning Routine

Evening Routine

- ☐ Positive morning affirmations
- ☐ Nutritious breakfast together
- ☐ Review daily goals
- ☐ Express confidence in their abilities

- ☐ Discuss the day's experiences
- ☐ Acknowledge efforts made
- ☐ Practice gratitude together
- ☐ Relaxation time before bed

07

Working with Teachers & Tutors

Building effective partnerships for success



Communicating with School Teachers

Preparation for Parent-Teacher Meetings

- Prepare specific questions in advance
- Review your child's recent work and test results
- Note areas of concern or strength
- Arrive punctually and be respectful of time
- Take notes during the meeting

Key Questions to Ask

- ? What are my child's current strengths?
- ? Which areas need most improvement?
- ? How can I support learning at home?
- ? Are there specific resources you recommend?
- ? How is my child's confidence level?

Regular Communication Tips



Email Updates

Monthly progress inquiries



Phone Calls

For urgent concerns



Follow-up

Implement suggestions

Maximising Tuition Benefits

Choosing the Right Support

Individual Tuition

Best for:

- Significant learning gaps
- Confidence building
- Personalised attention
- Flexible pacing

Small Group Classes

Best for:

- Peer motivation
- Cost-effective option
- Social learning
- Structured programmes

Coordination Between School and Tuition

Align Curricula

Ensure tuition complements school learning, not replaces it

Share Information

Inform tutors about school assessments and weak areas

Monitor Progress

Regular check-ins with both school and tuition teachers



Building a Support Network

School Community

- ✓ Form teacher
- ✓ Subject teachers

External Support

- ✓ Tuition teachers
- ✓ Learning centres

Family Support

- ✓ Extended family
- ✓ Family friends

- ✓ School counsellor
- ✓ Other parents

- ✓ Online resources
- ✓ Study groups

- ✓ Older siblings
- ✓ Parent support groups

08

Time Management Mastery

Optimising study efficiency and exam performance

Study Time Optimisation

The 25-5 Study Method

How it Works

1. Study for 25 minutes focused
2. Take a 5-minute break
3. Repeat for 3-4 cycles
4. Take a longer 15-30 minute break

Benefits

- Maintains concentration
- Prevents mental fatigue
- Improves retention
- Creates urgency

Subject Rotation Schedule

Time Slot	Monday	Tuesday	Wednesday	Thursday	Friday
3:00-4:00	English	Maths	Science	Mother Tongue	Review
5:30-7:00	Maths	Science	English	Maths	English

Time Slot	Monday	Tuesday	Wednesday	Thursday	Friday
8:00-9:30	Science	Mother Tongue	Maths	Science	Mother Tongue

Exam Time Management Strategies

Paper 1 Strategy (1 hour)

Booklet A (MCQ) 20 minutes

Booklet B (Short Answer) 35 minutes

Review & Check 5 minutes

Paper 2 Strategy (1 hour 40 min)

Section A (Short Answer) 60 minutes

Section B (Problem Solving) 30 minutes

Review & Check 10 minutes

Time Management Tips During Exams

Quick Scan

Spend 2-3 minutes reviewing all questions before starting

Easy First

Complete easier questions first to build confidence

Move On

Don't spend too long on any single question

Weekly Planning Template

Week Planning Checklist

Academic Tasks

- ☐ Review previous week's topics
- ☐ Complete practice papers
- ☐ Work on weak areas
- ☐ Prepare for upcoming tests

Well-being Tasks

- ☐ Schedule physical activities
- ☐ Plan family time
- ☐ Ensure adequate sleep
- ☐ Include hobby/interest time

⚠ Time Management Red Flags

Warning Signs

- ✗ Consistent late homework submission
- ✗ Rushing through assignments
- ✗ Frequent all-night study sessions
- ✗ Missing family meals or activities
- ✗ Constant stress about time

Solutions

- ✓ Reassess and adjust schedule
- ✓ Prioritise tasks more effectively
- ✓ Build in buffer time
- ✓ Eliminate time-wasting activities
- ✓ Seek help when needed

09

The Final Months

Strategic preparation for the home stretch

📅 3-Month Countdown Strategy

Month 3:
Foundation Review

Month 2: Intensive
Practice

Month 1: Final Polish

✓ Light revision only

- ✓ Complete syllabus review
- ✓ Identify major weak areas
- ✓ Begin intensive practice
- ✓ Establish final routine
- ✓ Health checkup

- ✓ Daily mock examinations
- ✓ Time management practice
- ✓ Error analysis sessions
- ✓ Stress management techniques
- ✓ Final consultation with teachers

- ✓ Confidence building activities
- ✓ Exam logistics preparation
- ✓ Relaxation and family time
- ✓ Final encouragement

📅 Mock Examination Schedule

Weekly Mock Exam Routine

Subject Rotation

Monday	English Paper 1
Tuesday	Mathematics Paper 1
Wednesday	Science Paper
Thursday	Mother Tongue Paper
Friday	Review & Analysis

Analysis Process

- 🔍 Identify error patterns
- 🕒 Review time management
- Focus on weak areas
- 📈 Track improvement

Maintaining Balance & Well-being

Physical Health



Sleep Schedule
9-10 hours nightly

Mental Health



Positive Mindset
Daily affirmations



Nutrition

Balanced meals, brain foods



Relaxation

Meditation, hobbies



Exercise

30 minutes daily



Social Connection

Family time, friends

⚠ Final Month Do's and Don'ts

✓ DO

- ✓ Maintain regular sleep schedule
- ✓ Light revision of key concepts
- ✓ Practice relaxation techniques
- ✓ Prepare exam materials
- ✓ Stay positive and supportive
- ✓ Plan celebration activities

✗ DON'T

- ✗ Start new topics or methods
- ✗ Over-study or cram
- ✗ Compare with other students
- ✗ Discuss exam fears excessively
- ✗ Change successful routines
- ✗ Put additional pressure

10

Exam Day & Beyond

Final preparations and post-exam guidance



Exam Day Preparation

Night Before Checklist



Pack exam materials

Morning Routine



6:30 AM

☐ Prepare clothes for next day

☐ Early dinner and relaxation

☐ Set multiple alarms

☐ No late-night studying

Wake up refreshed



7:00 AM

Nutritious breakfast

7:30 AM

Final check of materials



8:00 AM

Leave for school

Essential Exam Materials

Stationery

- 2B pencils (multiple)
- Erasers
- Ruler (30cm)
- Sharpener
- Black/blue pens

Documents

- Entry proof
- Identification
- School documents

Extras

- Water bottle
- Light snack
- Tissues
- Small towel